






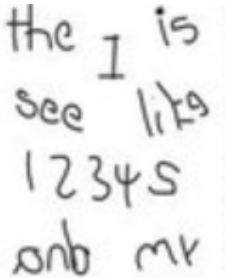
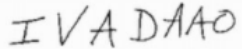


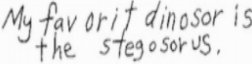






# Bilton Infant School - EYFS to Key Stage 1 Writing Progression Map



Pre-Phonemic Stage						
Pictures	Random Scribbling	Scribble writing	Symbols that represent letters	Random letters	Letter Strings	Letter groups
						
Picture tells a story to convey message	Starting point at any point of paper	Progression is from left to right	Mock letters or symbols		Letter strings move from L to R and move down the page	Separated by spaces to resemble different words
Early Phonemic Stage	Letter name stage		Transitional Stage			
Environmental print	Beginning sounds Random and initial consonants	Initial and final sounds appear	Vowel sounds appear Evidence of tricky words	All syllables represented	Inventive spelling	Multiple related sentences with many words spelled correctly
						
Awareness of print, copied from surroundings	Beginning and ending letters are used to represent words		Medial sound may initially be written as a consonant. Vowels begin to appear.	A child hears beginning, middle and end sounds.	Whole sentence writing develops.	